

Below you will find the A-F report card for Snyder Public Schools. We have scored at and above the state averages for our district. We should always celebrate our success and work diligently towards improving student learning. We believe Snyder Public Schools is an excellent choice for a quality public education.

When considering if a school is a good fit for their children, parents need comprehensive and accurate information to make a good choice – things not found in the current accountability system for Oklahoma’s public school system.

Known as A-F, the system does not accurately measure the performance of schools or teachers, nor does it reflect the success of our students. This year’s release of the report cards is particularly unfortunate. The state legislature and the Oklahoma State Department of Education (OSDE) already have recognized significant flaws in the system, yet the OSDE is still required to release the reports. Additionally, the U.S. Department of Education identifies several problems with A-F.

Fortunately, a task force currently is working with researchers to study options and solutions to address flaws that already have been identified. Researchers from the University of Oklahoma and Oklahoma State University have questioned both the methodology and the usefulness of the A-F calculations. And, the creation of the task force, proposed by our own state leaders, clearly demonstrates that inaccurate and misleading information is being distributed to parents about Oklahoma’s schools.

As teachers and administrators, we should be held accountable for our work. However, any accountability system should be an accurate measure of the comprehensive work that contributes to the overall success of our students and schools. In spite of the millions of state dollars spent annually on the current system, it is not helpful in guiding districts. Instead, district and state officials spend countless hours tracking data errors for a product that has no instructive value.


Regardless of the accountability system used, we remain committed to student success and will continue to advocate on behalf of our state’s future leaders. We hope that ongoing research and commitment by state leaders and school district officials will lead to an improved measure that we can use in helping patrons understand all the indicators of school success.

Robert Trammell



Superintendent, Snyder Public Schools

District Summary for Snyder 38-1004 Home > District



Select 'Go to School' to view site details.


Report type is determined by highest grade taught.

- Elementary = Highest grade up to 6th grade

List Of Sites For This District


Site Code	School Name	Report Type	Grade Span	Grade
105	Snyder ES	Middle School	04 - 08	75 C
110	Snyder ES	Elementary	PK - 03	77 C+
705	Snyder HS	High School	09 - 12	95 A

Report Card Details For SNYDER HS, 38-1004-705



Description:

The A-F Report Card is comprised of two sections each worth one-half of the overall grade: Student Performance and



A-F Report Card Guide

Report Card Details

District: Snyder 1004	Component	Index	Multiplier	Weighted Points	Subject	Valid	Total	Participation
School: Snyder HS 705	Student Performance	86	50%	43.00	Algebra I	25	25	100.00 %
Grade Span: 09 - 12	Overall Student Growth	93	25%	23.25	Algebra II	45	45	100.00 %
Type: High School	Bottom 25% Growth	82	25%	20.50	Biology I	22	22	100.00 %
Grade: 95	Bonus Points	8	n/a	8	English II	20	24	83.33 %
Letter Grade: A	Total			84.75	English III	27	27	100.00 %
					Geometry	7	7	100.00 %
					US History	40	40	100.00 %
					Total	186	190	97.89 %

2015 Student Performance

Subject	Proficient Count	Total Student Count	Performance Index	Letter Grade
English II/III	51	52	98	A
Algebra II/Algebra III/Geometry	71	75	95	A
Biology I	15	21	71	C
US History	24	39	62	D
Overall	161	187	86	B

Overall Student Growth

Subject	Growth Point Count	Student Count	Performance Index	Letter Grade
English II	17	17	100	A
Algebra I	25	28	89	B
Overall	42	45	93	A

Bottom Quartile Student Growth

Subject	Growth Point Count	Total Student Count	Performance Index	Letter Grade
English II	4	4	100	A
Algebra I	5	7	71	C
Overall	9	11	82	B

Bonus Points

Category	Bonus Points
Cohort Graduation Rate	5
Advanced Coursework	1
College Entrance Exam	0
Low Performing Eighth Grade Cohort Rate	1
EOI Performance	0
Year to Year Growth	1

Report Card Details For SNYDER ES, 38-1004-105



Description:



The A-F Report Card is comprised of two sections each worth one-half of the overall grade: Student Performance and

Report Card Details

District: Snyder 1004
 School: Snyder ES 105
 Grade Span: 04 - 08
 Type: Middle School
 Grade: 75
 Letter Grade: C

Component	Index	Multiplier	Weighted Points	Subject	Valid	Total	Participation
Student Performance	70	50%	35.00	Algebra I	4	4	100.00 %
Overall Student Growth	78	25%	19.50	Geography	33	34	97.06 %
Bottom 25% Growth	51	25%	12.75	Mathematics	157	158	99.37 %
Bonus Points	8	n/a	8	Reading	162	162	100.00 %
Total			75.25	Science	56	57	98.25 %
				Social Studies	28	30	93.33 %
				US History	27	27	100.00 %
				Writing	59	60	98.33 %
				Total	526	532	98.87 %

2015 Student Performance

Subject	Proficient Count	Total Student Count	Performance Index	Letter Grade
Reading	118	152	78	C
Mathematics/Algebra I	105	151	70	C
Science	25	54	46	F
Social Studies/Geography/US History	60	82	73	C
Writing	0	0	0	
Overall	308	439	70	C

Overall Student Growth

Subject	Growth Point Count	Student Count	Performance Index	Letter Grade
Reading	122	143	85	B
Mathematics	102	144	71	C
Overall	224	287	78	C

Bottom Quartile Student Growth

Subject	Growth Point Count	Total Student Count	Performance Index	Letter Grade
Reading	24	35	69	D
Mathematics	12	35	34	F
Overall	36	70	51	F

Bonus Points

Category	Bonus Points
Attendance Rate	8
Dropout Rate	2
Advanced Coursework	0

Report Card Details For SNYDER ES, 38-I004-110



Description:

Please click here for the current A-F Calculation Guide

The A-F Report Card is comprised of two sections each worth one-half of the overall grade: Student Performance and



A-F Report Card Guide

Report Card Details

District: Snyder I004
 School: Snyder ES 110
 Grade Span: PK - 03
 Type: Elementary
 Grade: 77
 Letter Grade: C+

Component	Index	Multiplier	Weighted Points	Subject	Valid	Total	Participation
Student Performance	67	100%	67.00	Mathematics	31	31	100.00 %
Overall Student Growth	100	0%	0.00	Reading	31	31	100.00 %
Bottom 25% Growth	0	0%	0.00	Total	62	62	100.00 %
Bonus Points	10	n/a	10				
Total			77.00				

2015 Student Performance

Subject	Proficient Count	Total Student Count	Performance Index	Letter Grade
Reading	17	29	59	F
Mathematics	22	29	76	C
Science	0	0	0	
Social Studies	0	0	0	
Writing	0	0	0	
Overall	39	58	67	D

Overall Student Growth

Subject	Growth Point Count	Student Count	Performance Index	Letter Grade
Reading	1	1	100	A
Mathematics	1	1	100	A
Overall	2	2	100	A

Bottom Quartile Student Growth

Subject	Growth Point Count	Total Student Count	Performance Index	Letter Grade
Reading	0	0	0	N/A
Mathematics	0	0	0	N/A
Overall	0	0	0	N/A

Bonus Points

Category	Bonus Points
Attendance Rate	10